

Scaled data based on original data using
LM-79-08 Approved Method: Electrical and Photometric Measurements of Solid-
State Lighting Products

Test Report Prepared for
Cooper Lighting Solutions
(formerly Eaton)

Brand: McGRAW-EDISON

Report Number: P832709

Luminaire Tested: **TTN-D3-830-U-WQ-CG**

Issue Date: 5/14/2024

Test Information

Test Method: LM-79-08
Report Number: P832709
TEST IS SCALED FROM IESNA LM-79-08 TEST DATA (G2-2312-254-12)
Test Lab: INNOVATION CENTER
Issue Date: 5/14/2024
Manufacturer: COOPER LIGHTING SOLUTIONS (FORMERLY EATON)
Product Line: MCGRAW-EDISON
Catalog Number: TTN-D3-830-U-WQ-CG
Description: TOPTIER NANO LED PARKING GARAGE LUMINAIRE
3000K, 80 CRI LEDS AND WIDE DISTRIBUTION WITH CLEAR GLASS
Light Source: -
Ballast/Driver: -

Summary

Lumens per Lamp: N/A
Luminaire Lumens: 5987 lumens
Efficiency: N/A
Efficacy: 101.1 lumens/watt
Luminous Opening: Circular (Dia: 0.71' x H: 0')
IES Classification: Type V - Short
BUG Rating: B3 - U0 - G1

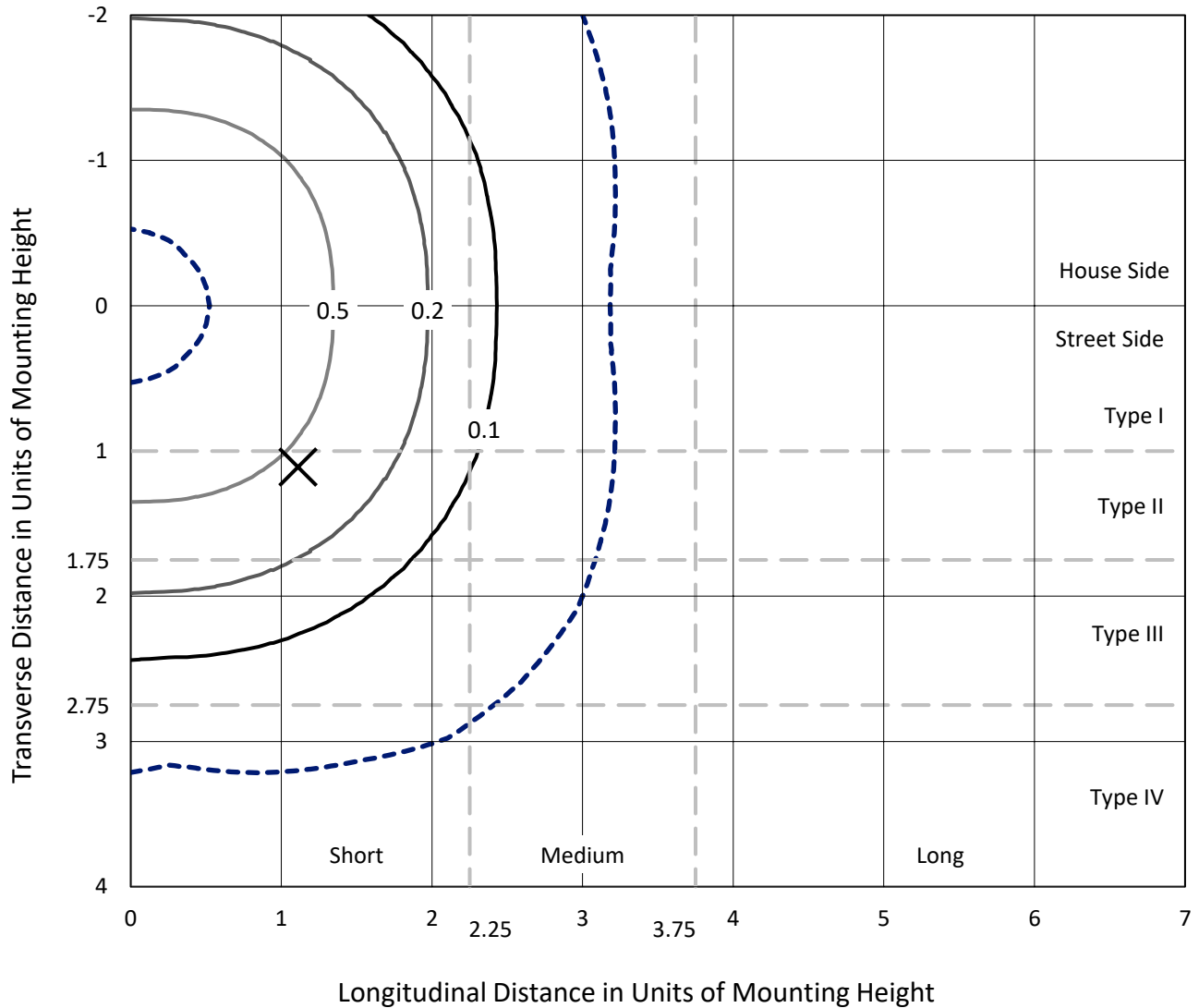
Input Watts (W): 59.2
Input Voltage (V): NR
Input Current (Ain): NR
Voltage Rise (V): NR
Power Factor: NR
Total Harmonic Distortion (THDi): NR
Frequency (hertz): 60
Stabilization Time: NR
Operation Time: NR
Ambient Temperature (°C): NR
Test Distance: 24 FT



REPORT NUMBER: P832709
 CATALOG NUMBER: TTN-D3-830-U-WQ-CG

Iso-Footcandle Lines of Horizontal Illumination

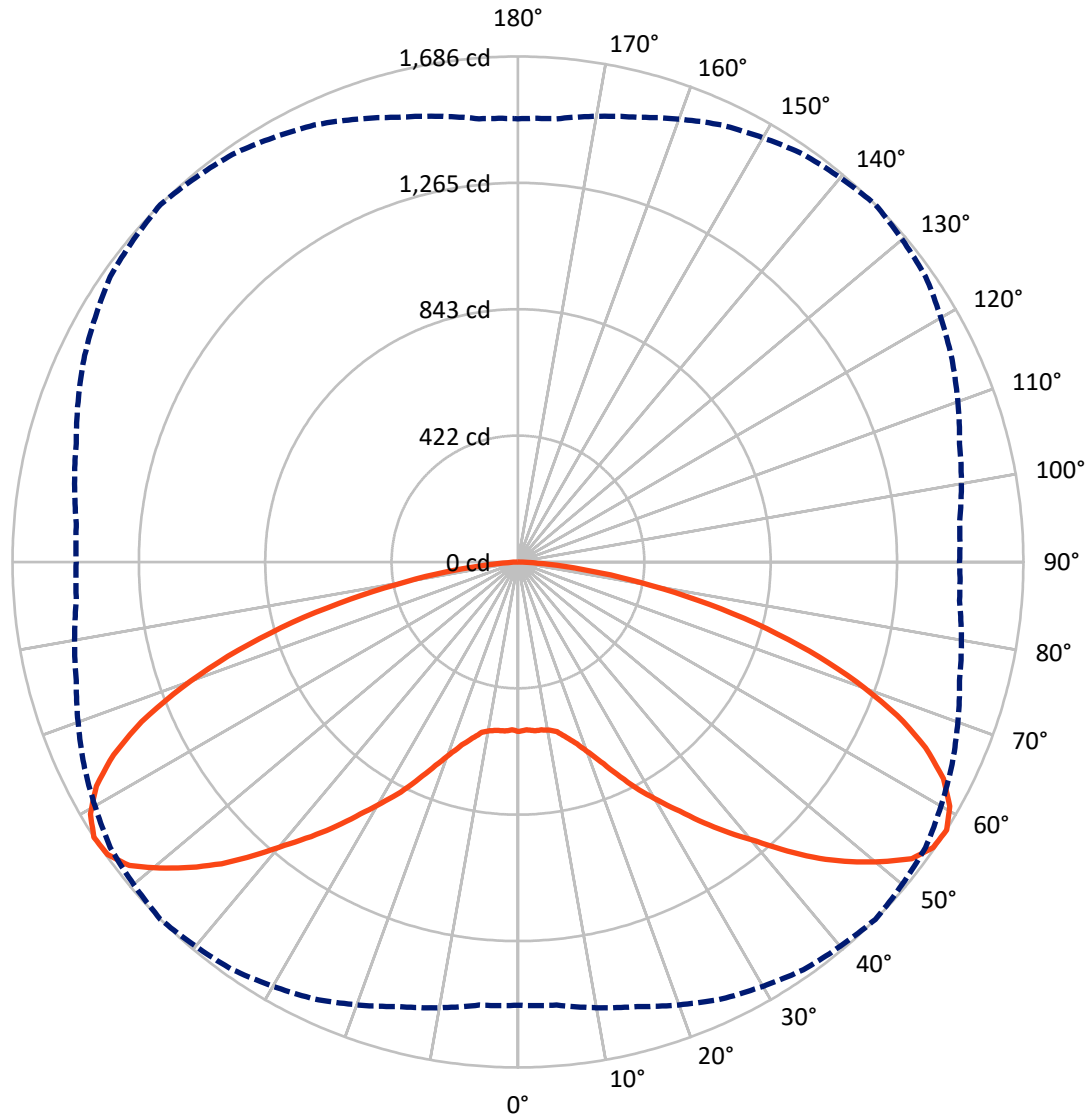
✕ Max cd
 - - - 1/2 Max cd



Based on 25 foot mounting height. Maximum calculated value = 1 fc
 Type V - Short - N/A

REPORT NUMBER: P832709
CATALOG NUMBER: TTN-D3-830-U-WQ-CG

Luminous Intensity Polar Plot



— Vertical Plane Through 45-Deg Lateral - - - Horizontal Cone Through 57.5-Deg Vertical

REPORT NUMBER: P832709

CATALOG NUMBER: TTN-D3-830-U-WQ-CG

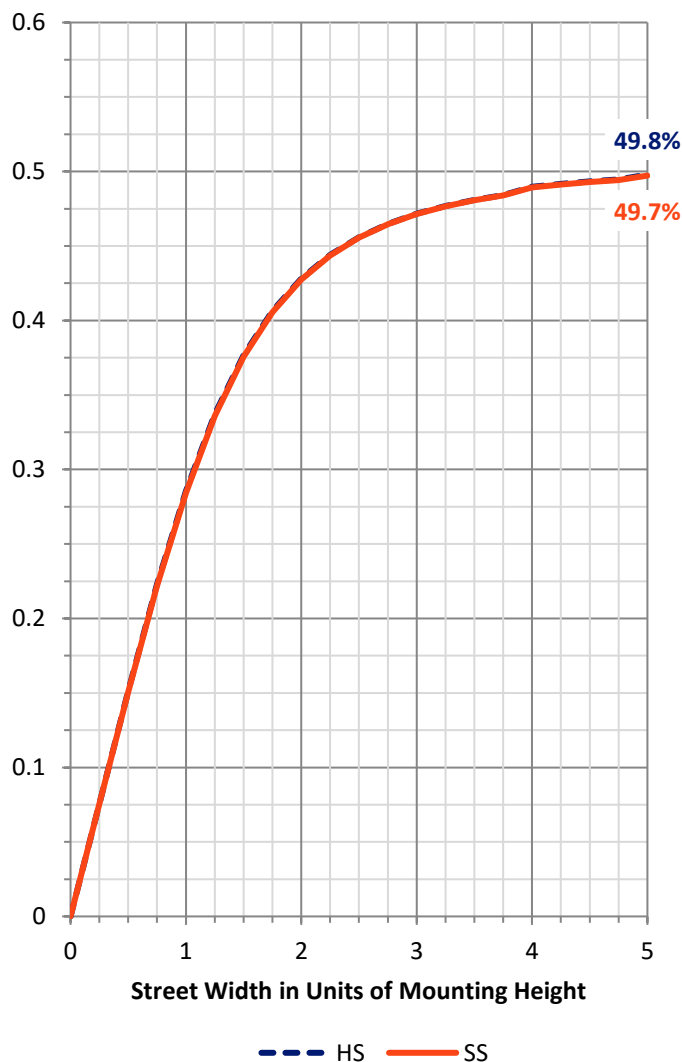
FLUX DISTRIBUTION:

		Downward	Upward	Total
House Side	Lumens	2993.5	0.0	2993.5
	% Fixture	50.0	0.0	50.0
Street Side	Lumens	2993.5	0.0	2993.5
	% Fixture	50.0	0.0	50.0
Total	Lumens	5987.0	0.0	5987.0
	% Fixture	100.0	0.0	100.0

ZONAL LUMENS:

Zone	Lumens	% Fixture
0°-10°	53.9	0.9
10°-20°	174.4	2.9
20°-30°	366.9	6.1
30°-40°	661.4	11.0
40°-50°	1051.4	17.6
50°-60°	1402.8	23.4
60°-70°	1355.4	22.6
70°-80°	785.4	13.1
80°-90°	135.4	2.3
90°-100°	0.0	0.0
100°-110°	0.0	0.0
110°-120°	0.0	0.0
120°-130°	0.0	0.0
130°-140°	0.0	0.0
140°-150°	0.0	0.0
150°-160°	0.0	0.0
160°-170°	0.0	0.0
170°-180°	0.0	0.0
0°-90°	5987.0	100.0
0°-180°	5987.0	100.0

Coefficient of Utilization



REPORT NUMBER: P832709

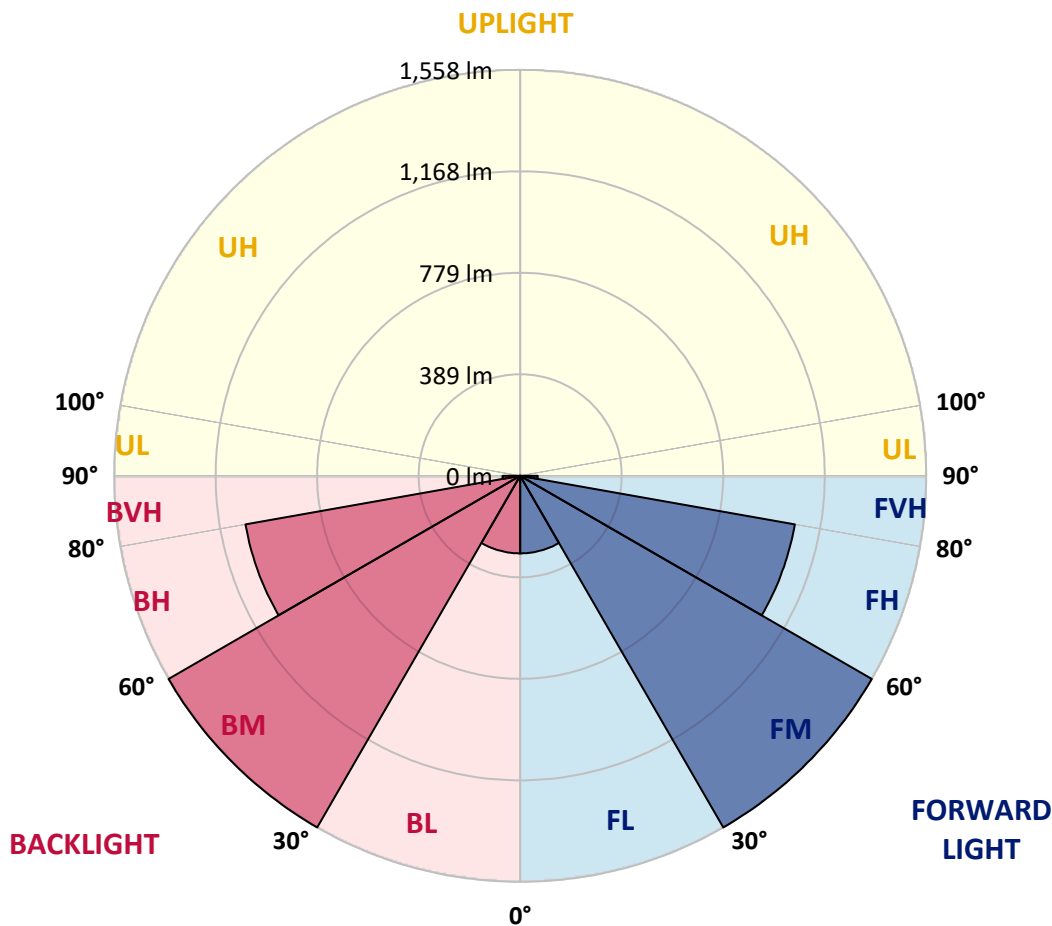
CATALOG NUMBER: TTN-D3-830-U-WQ-CG

LUMINAIRE CLASSIFICATION SYSTEM LUMEN TABLE AND BUG RATING:

Zone	Lumens	% Fixture	Zone Rating/Lumen Limit		
			B	U	G
FL (0°-30°)	297.6	5.0			
FM (30°-60°)	1557.8	26.0			
FH (60°-80°)	1070.4	17.9			G1/1800
FVH (80°-90°)	67.7	1.1			G1/100
BL (0°-30°)	297.6	5.0	B1/500		
BM (30°-60°)	1557.8	26.0	B2/2500		
BH (60°-80°)	1070.4	17.9	B3/2500		G1/1800
BVH (80°-90°)	67.7	1.1			G1/100
UL (90°-100°)	0.0	0.0		U0/0	
UH (100°-180°)	0.0	0.0		U0/0	

BUG Rating: B3-U0-G1

Type V Short





REPORT NUMBER: P832709
 CATALOG NUMBER: TTN-D3-830-U-WQ-CG

CANDELA DISTRIBUTION (FULL):

	0°	5°	15°	25°	35°	45°	55°	65°	75°	85°	90°
0°	565.6	565.6	565.6	565.6	565.6	565.6	565.6	565.6	565.6	565.6	565.6
2.5°	560.4	560.4	560.4	560.4	560.4	560.4	560.4	560.4	560.4	560.4	560.4
5°	565.6	565.6	565.6	565.6	565.6	565.6	565.6	565.6	565.6	565.6	565.6
7.5°	560.4	560.4	565.6	565.6	565.6	565.6	565.6	565.6	565.6	560.4	560.4
10°	565.6	565.6	565.6	570.8	570.8	570.8	570.8	570.8	565.6	565.6	565.6
12.5°	576.0	576.0	581.1	581.1	581.1	581.1	581.1	581.1	581.1	576.0	576.0
15°	601.9	601.9	601.9	607.1	607.1	607.1	607.1	607.1	601.9	601.9	601.9
17.5°	627.8	627.8	633.0	633.0	638.2	638.2	638.2	633.0	633.0	633.0	633.0
20°	664.2	664.2	669.4	669.4	674.5	679.7	679.7	674.5	669.4	669.4	669.4
22.5°	710.9	716.0	716.0	716.0	721.2	731.6	726.4	721.2	716.0	716.0	716.0
25°	767.9	773.1	778.3	778.3	783.5	793.9	793.9	778.3	778.3	778.3	778.3
27.5°	835.4	840.6	845.8	845.8	851.0	861.3	856.1	845.8	845.8	840.6	840.6
30°	897.7	902.8	908.0	913.2	918.4	923.6	923.6	913.2	908.0	902.8	897.7
32.5°	959.9	959.9	970.3	980.7	991.1	991.1	996.2	980.7	970.3	959.9	954.7
35°	1022.2	1027.4	1032.6	1048.1	1063.7	1068.9	1063.7	1048.1	1032.6	1022.2	1022.2
37.5°	1089.6	1094.8	1100.0	1120.8	1136.3	1146.7	1136.3	1120.8	1100.0	1089.6	1084.5
40°	1162.3	1167.5	1172.7	1198.6	1214.2	1224.5	1209.0	1193.4	1172.7	1162.3	1157.1
42.5°	1229.7	1240.1	1250.5	1281.6	1307.6	1317.9	1302.4	1276.4	1255.7	1229.7	1224.5
45°	1312.8	1323.1	1338.7	1369.8	1395.8	1411.3	1390.6	1364.6	1333.5	1312.8	1307.6
47.5°	1380.2	1390.6	1406.2	1447.7	1484.0	1494.4	1473.6	1442.5	1401.0	1375.0	1369.8
50°	1432.1	1442.5	1473.6	1520.3	1561.8	1572.2	1551.4	1509.9	1463.2	1426.9	1421.7
52.5°	1473.6	1484.0	1520.3	1582.6	1629.3	1644.8	1618.9	1572.2	1509.9	1468.4	1463.2
55°	1494.4	1499.6	1546.3	1613.7	1660.4	1681.2	1655.2	1603.3	1535.9	1489.2	1484.0
57.5°	1478.8	1484.0	1535.9	1608.5	1660.4	1686.3	1660.4	1598.1	1525.5	1478.8	1473.6
60°	1447.7	1447.7	1494.4	1577.4	1639.7	1655.2	1629.3	1567.0	1489.2	1442.5	1437.3
62.5°	1390.6	1385.4	1442.5	1515.1	1577.4	1593.0	1572.2	1509.9	1432.1	1385.4	1380.2
65°	1281.6	1271.2	1354.3	1421.7	1478.8	1494.4	1478.8	1421.7	1349.1	1276.4	1266.1
67.5°	1151.9	1136.3	1214.2	1292.0	1343.9	1364.6	1343.9	1297.2	1214.2	1141.5	1136.3
70°	1017.0	1001.4	1063.7	1131.2	1188.2	1198.6	1177.9	1131.2	1053.3	1006.6	1006.6
72.5°	856.1	840.6	897.7	949.5	1006.6	1017.0	996.2	954.7	897.7	851.0	845.8
75°	679.7	664.2	716.0	757.6	814.6	819.8	809.4	762.7	716.0	669.4	669.4
77.5°	503.3	487.7	529.3	565.6	612.3	612.3	607.1	570.8	529.3	498.1	498.1
80°	332.1	321.7	358.0	373.6	415.1	415.1	409.9	384.0	352.8	332.1	326.9
82.5°	186.8	176.4	207.6	212.7	243.9	243.9	238.7	217.9	197.2	181.6	181.6
85°	72.6	62.3	83.0	88.2	103.8	103.8	98.6	93.4	77.8	67.5	67.5
87.5°	5.2	5.2	10.4	10.4	15.6	15.6	15.6	10.4	10.4	5.2	5.2
90°	0.0	0.0	0.0	0.0	0.0	0.0	0.0	0.0	0.0	0.0	0.0

(END OF REPORT)